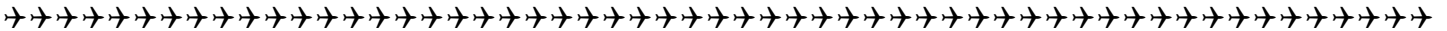




Squadron News December 2021

An AMA Gold Club

Annual First Flight and Soup and Sandwich New Years Day Lunch

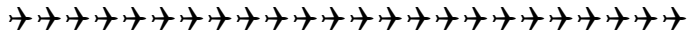


Newsletter Editor.

Hello everyone, I'm John Lawyer and I am going to be taking over as the newsletter editor. I will admit I am terrible with names, so if I get your name wrong in the newsletter I apologize beforehand. If I get other facts wrong, I apologize. If you send me an email or hand me a note on any corrections, I will be glad to get it into the next newsletter. Besides, that will help me to take up space in the newsletter also. ☺ You can contact me at jlawyer41@att.net or 765-918-7229

I will always be happy to take input from anyone for the newsletter.

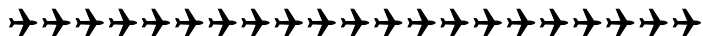
P.S. Pictures of your latest bird or project are always welcome



Upcoming Club Events

January 1 - Annual First Flight of the Year Fly In. Soup & sandwich lunch.

February 2- Club meeting. Club house 7:00 PM



December 2021 Meeting Minutes

No meeting.



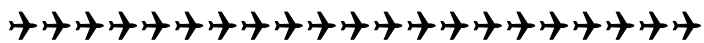
Message from the President.

President's message:

Greetings to all, hope everyone had a Very Merry Christmas, a safe Christmas and woke up Christmas morning to airplanes under the Christmas tree! For me, new project arrived that I order back in June, now looking for time to get to it. I also hope all of you who were able to attend the December dinner meeting that you enjoyed the meal and visiting with friends. Congratulations to all the lucky raffle winners!

Weather has been challenging and may be come this Saturday for the annual Blacksheep First Flight of the New Year event. May be wet, windy, cold, however most attendees will still get a flight in. Even if you don't get a flight in, we always have some good food to share. I plan on ham & 15 bean soup, and flight regardless of the weather. In past years we have seen everything from extreme cold to snow to high winds to mild and enjoyable temperatures. I will have membership cards for those who have already paid and for those who wish to pay their 2022 dues. Feel free to invite friends, and keep in mind, our hobby is the best out there as anything anyone likes is possible. We are a very cordial club and respect whatever type of aircraft you enjoy. Make 2022 a great year, fly what you like, build what you like or maybe just assemble what you like. See you on the 1st.

Rege



AmazonSmile report from Rege

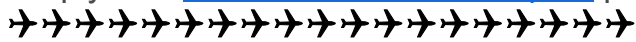
This is the quarterly notification to inform you that AmazonSmile has made a charitable donation to the charity you've selected, **Academy of Model Aeronautics Foundation**, in the amount of **\$782.61** as a result of qualifying purchases made by you and other customers who have selected this charity.

Thanks to customers shopping at smile.amazon.com, or with AmazonSmile ON in the Amazon Shopping app, everyday purchases have generated over **\$346 million** in donations to charities worldwide so far.

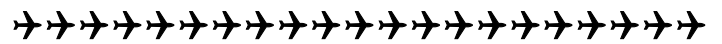
AmazonSmile's impact:

- **\$8,300.17** to Academy of Model Aeronautics Foundation*
- **Over \$306 million** to US charities
- **Over \$346 million** to charities worldwide

To track donations or change your charity, simply visit [Your AmazonSmile Impact](#) page.



Funnies for the Month





7 QUICK WORKSHOP TIPS

Model Airplane News
Featured News, How-tos
2 Comments



MAN readers are a clever bunch; you're always coming up with easier, more efficient ways to build and set up airplanes. Here are 7 workshop tips that we think you'll enjoy using. Have a tip of your own you'd like to share? Send us an email at MAN@airage.com.

Simple Pushrod Guide



After the Delivery



Cheap Sanding Files

Don't throw away those pizza boxes — they make great wheel chocks when transporting your favorite fuselage. Just cut holes to fit the tires —the plane size is only limited to the span of the pizza box. If you have carpet, such has

the back of a car or a van, use some hook-and-loop fastener to keep the box and plane fuselage in one spot.

Parting Trick



The protective backing on some covering films can be difficult to separate at first. A strip of masking tape applied to each side of the covering creates a handle on which to pull the sheets apart. Once you try it, you will never go back to separating them with your fingernails.

Replace broken dowels and screws



By using a hollowed-out drill bit, you can remove a broken dowel such as one used in the leading edge of the wing. First, find a piece of metal tube that can slide over the broken dowel. File cutting teeth in one end of the tube and then insert the other end in your drill. Use this to “core out” the broken stub. Use this same method to remove broken-off screws.

Now just glue in a larger dowel and adjust the mating size hole or sand the dowel flush with the surrounding area and re-drill for the same size dowel you removed.

Little screws, big trouble



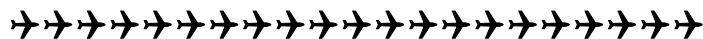
Tiny screws are the worst. You can use a pair of tweezers, but the screws are hard to handle and will often drop and fall off the bench onto the floor. Solve this by placing the screws into the holes and put a piece of clear tape over them. This will hold them there while you place the hubcap down onto the tire. Now you can easily start the screw by poking the screwdriver through the tape and turning them. This works very well and will work on any little screws that need to be put into a pre-drilled hole.

Transparent labels



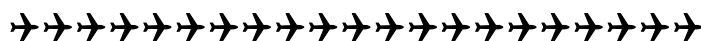
You never know when your model might get away from you, and per AMA rules, you need to have an address label inside the plane. You also want a label near your charging jack with

the size and type of flight battery you have installed. If you don't have a label maker, here is a simple way to make a transparent label. Using a ballpoint pen, write on the adhesive side of the tape. The trick is to write backward, which is not as hard as you think. When you attach the label to the model, every word will read correctly and be protected from the elements.



Blacksheep Club Christmas Party

The party was a good time with a lot of delicious food to share and many raffle prizes enjoyed by the club members.



Editor: John Lawyer

***** Till next month may all your landings be wheels down. *****